



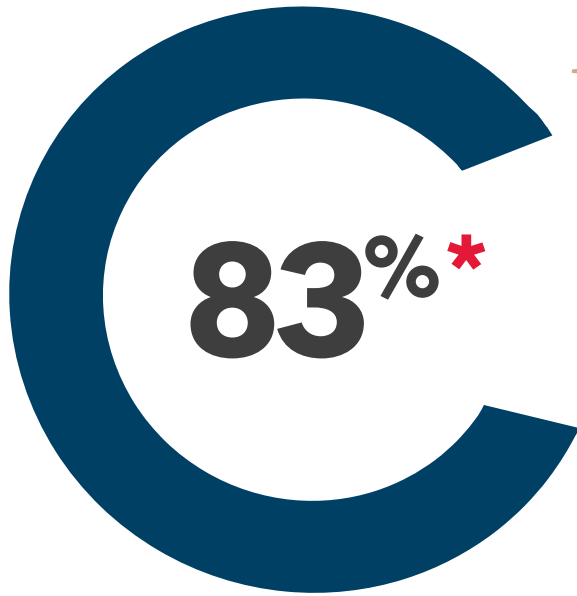
EMPLOYMENT PROFILE

GWSB
CLASS OF 2017



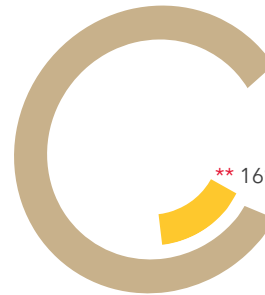
GWSB CLASS OF 2017 GLOBAL MBA

EMPLOYMENT PROFILE

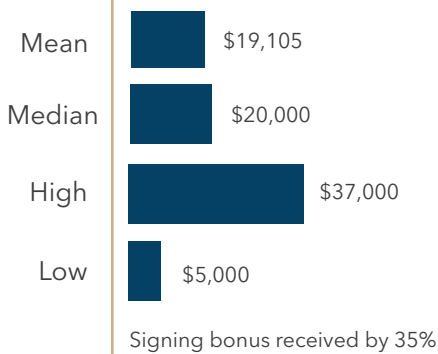


83% ACCEPTED OFFERS
OF THOSE SEEKING EMPLOYMENT*

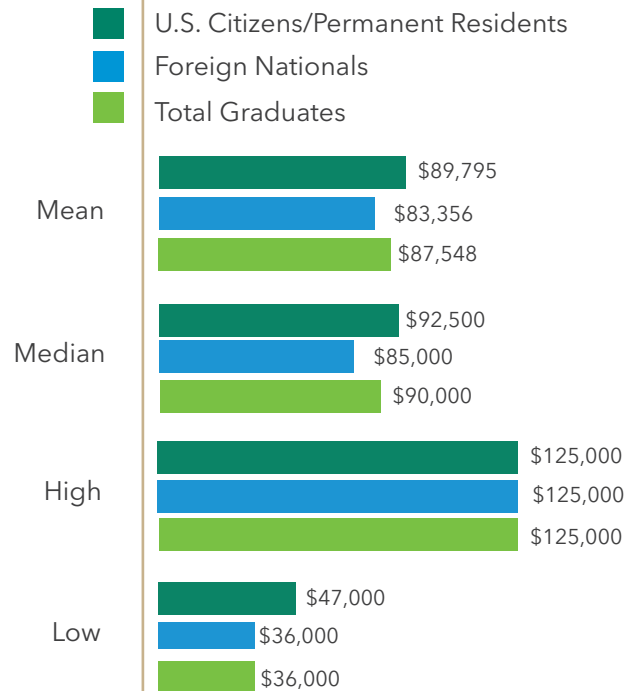
POST GRADUATION



SIGNING BONUS (TOTAL GRADUATES)



BASE SALARY FOR ACCEPTED POSITIONS

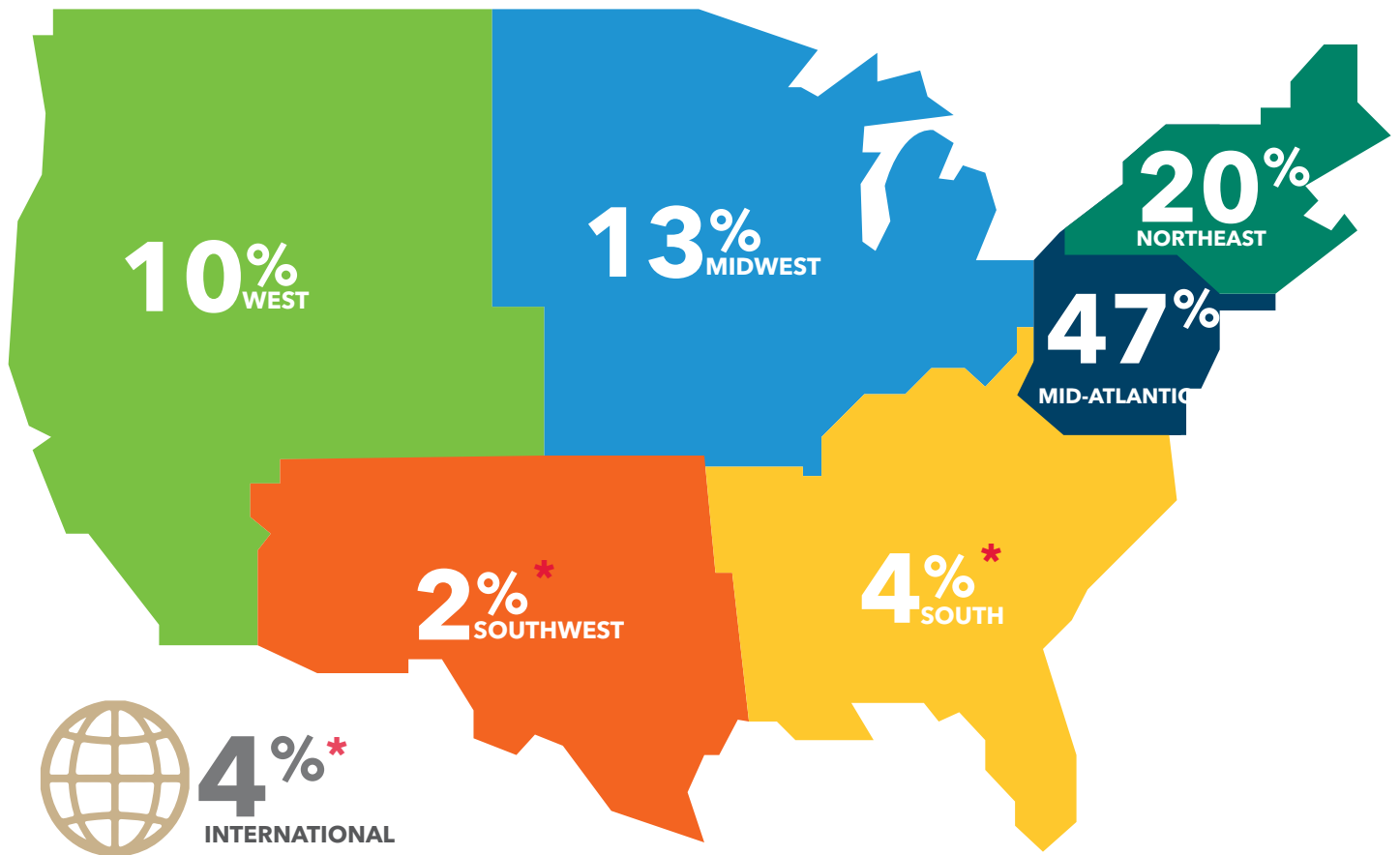


*Within 90 days of graduation

**Self-employed, sponsored by company, continuing education and other reasons given by students

Base salary reported by 80% of total accepting employment

2017 FULL-TIME ACCEPTANCES BY REGION



COMPENSATION FOR ACCEPTED POSITIONS

Region	MEAN	MEDIAN	HIGH	LOW
WEST	\$86,850	\$94,250	\$120,000	\$47,000
MIDWEST	\$83,643	\$85,000	\$99,500	\$52,000
NORTHEAST	\$96,889	\$105,000	\$125,000	\$60,000
INTERNATIONAL*	N/A	N/A	N/A	N/A
SOUTH*	N/A	N/A	N/A	N/A
SOUTHWEST*	N/A	N/A	N/A	N/A
MID-ATLANTIC	\$83,742	\$85,000	\$125,000	\$36,000

*No salary data available for South, Southwest, and International regions because fewer than three data points were collected.

CLASS OF 2017 GMBA

ACCEPTANCES BY FUNCTION

Function	% Accepting Jobs	Mean	Median	High	Low
Consulting	32%	\$95,250	\$94,000	\$125,000	\$47,000
Finance/Accounting	20%	\$63,262	\$67,500	\$85,000	\$36,000
Marketing/Sales	18%	\$90,571	\$98,000	\$110,000	\$70,000
Other	14%	\$87,900	\$87,000	\$105,000	\$65,000
General Management	8%	\$106,250	\$104,000	\$125,000	\$92,000
Operations/Logistics	6%	\$68,333	\$60,000	\$85,000	\$60,000
Human Resources	2%	N/A	N/A	N/A	N/A

70% accepted offers in Consulting , Finance/Accounting, and Marketing/Sales roles

ACCEPTANCES BY INDUSTRY

Industry	% Accepting	Mean	Median	High	Low
Financial Services	18%	\$75,167	\$73,000	\$95,000	\$36,000
Other Services*	18%	\$86,786	\$98,000	\$120,000	\$60,000
Consulting Services	16%	\$94,000	\$92,500	\$120,000	\$47,000
Technology	13%	\$90,850	\$92,000	\$125,000	\$60,000
Consumer Packaged Goods	7%	\$100,000	\$101,500	\$110,000	\$87,000
Healthcare (Products & Svcs)	6%	N/A	N/A	N/A	N/A
Media/Entertainment	6%	\$86,667	\$80,000	\$110,000	\$70,000
Nonprofit	4%	N/A	N/A	N/A	N/A
Government	4%	N/A	N/A	N/A	N/A
Energy/Utilities	4%	N/A	N/A	N/A	N/A
Real Estate/Construction	4%	N/A	N/A	N/A	N/A

*Other

Includes: Ad/PR, Aviation, Human Capital Management, Military, Packaging, Transportation/Logistic Services, Textiles, Tourism

PROFESSIONAL EXPERIENCE BEFORE MBA

Years Experience	Mean	Median	High	Low
0-1	N/A	N/A	N/A	N/A
1-3	\$87,839	\$91,500	\$120,000	\$47,000
3-5	\$85,833	\$85,000	\$125,000	\$36,000
5+	\$89,346	\$92,000	\$125,000	\$45,000

N/A Fewer than three data points

CLASS OF 2017 GMBA HIRING ORGANIZATIONS

ADP	Dr. First	Smithsonian Institution
AdSage	FIAMA Textiles	Sustainable Capital Advisors
Amazon	Fifth Third Bank	T Rowe Price
Goodreads - Amazon	IBM	TATA Power Solar Systems Ltd
Bessemer Trust	IFC	The Advisory Board Company
ChargeltSpot	Illinois Services Federal	The Hershey Company
Cognizant	International Business Solutions LLC	Traipse
CommutAir dba United Express	IO Sustainability LLC	United States Army
Control Risks	JP Morgan Chase	Univision
DC Government	JVI LLC	USAA
Dell EMC	Kimberly-Clark	Viacom
Deloitte	Lotame	Whitestone Real Estate
Deloitte (Federal Practice)	MatrixCare	Woodmont Properties
Delphos International	Mu Sigma	World Wildlife Fund
Delta Air Lines	PepsiCo	XLA
Digiday Media	Reckitt Benckiser	Zimmer Biomet
Distributed Sun, LLC	Samsung	
Dixon Hughes Goodman	SAP	