



EMPLOYMENT PROFILE

GWSB CLASS OF 2016 GLOBAL MBA

School of Business

THE GEORGE WASHINGTON UNIVERSITY



F. David Fowler
Career Center

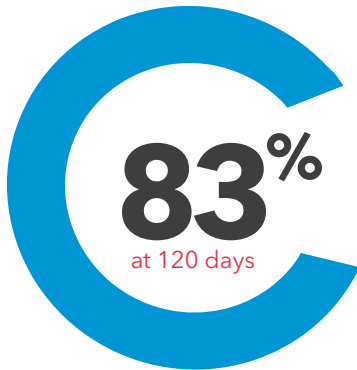
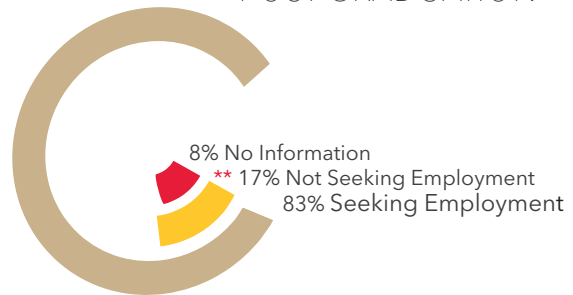
GWSB CLASS OF 2016 GLOBAL MBA

EMPLOYMENT PROFILE



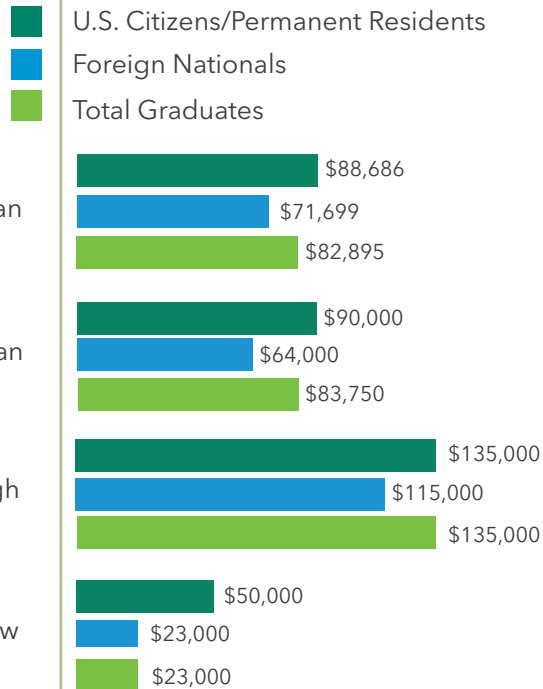
73% ACCEPTED OFFERS
OF THOSE SEEKING EMPLOYMENT*

POST GRADUATION



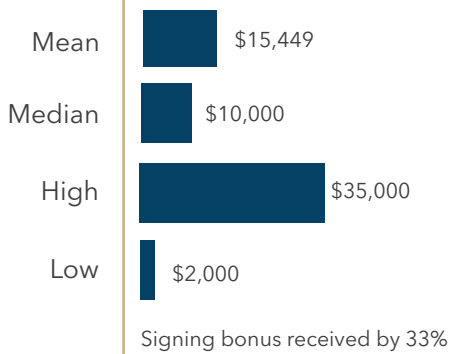
83% ACCEPTED OFFERS
OF THOSE SEEKING EMPLOYMENT

BASE SALARY FOR ACCEPTED POSITIONS



Base salary reported by 81% of total accepting employment

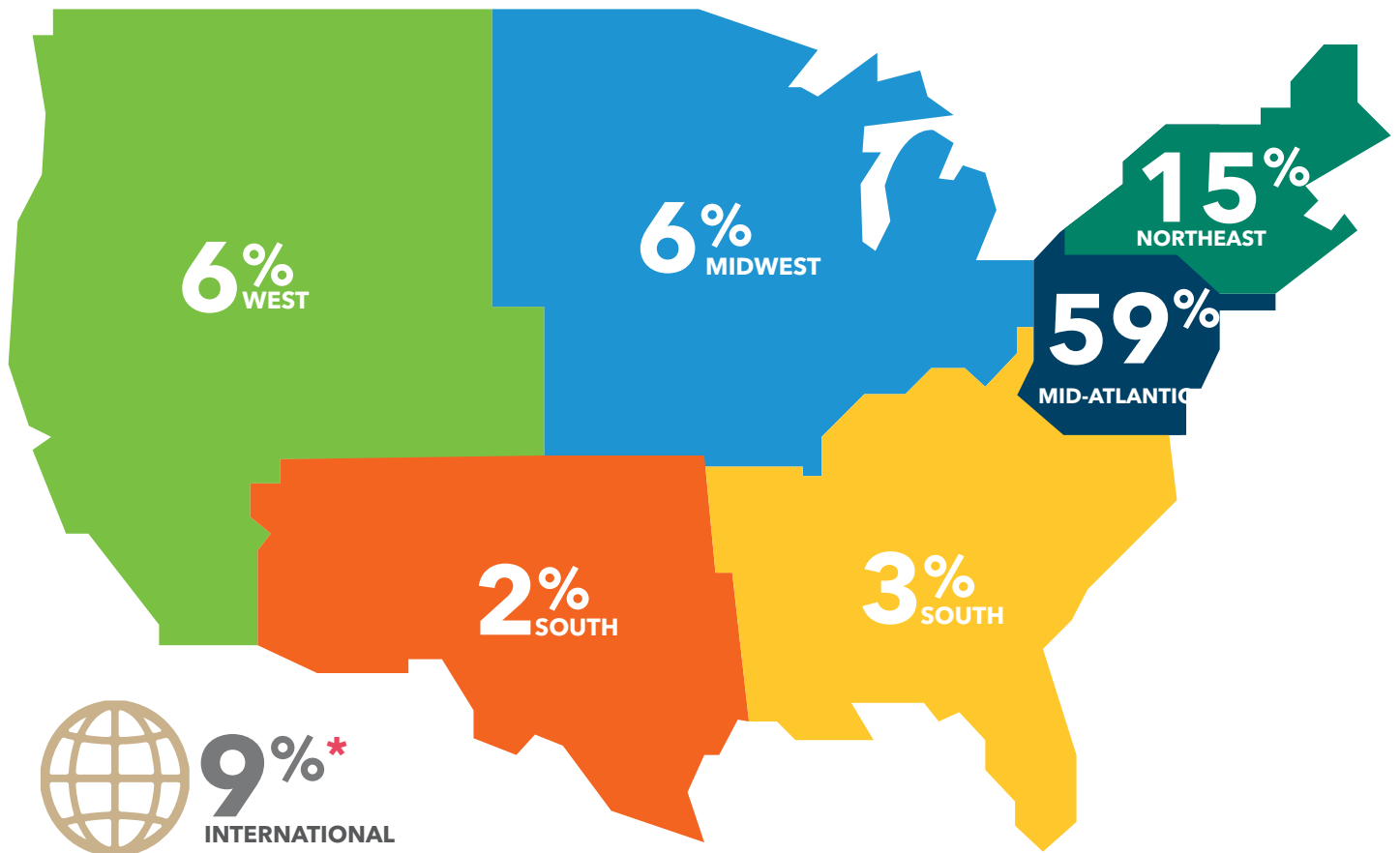
SIGNING BONUS (TOTAL GRADUATES)



*Within 90 days of graduation

**Self-employed, sponsored by company, continuing education and other reasons given by students

2016 FULL-TIME ACCEPTANCES BY REGION



COMPENSATION FOR ACCEPTED POSITIONS

Region	MEAN	MEDIAN	HIGH	LOW
WEST*	N/A	N/A	N/A	N/A
MIDWEST	\$100,333	\$106,000	\$115,000	\$80,000
NORTHEAST	\$94,286	\$100,000	\$135,000	\$60,000
INTERNATIONAL	\$51,121	\$43,242	\$95,000	\$23,000
SOUTH*	N/A	N/A	N/A	N/A
SOUTHWEST*	N/A	N/A	N/A	N/A
MID-ATLANTIC	\$84,015	\$83,750	\$130,000	\$50,000

*No salary data available for West, South and Southwest regions because fewer than three data points were collected.

CLASS OF 2016 GMBA

ACCEPTANCES BY FUNCTION

Function	% Accepting Jobs	Mean	Median	High	Low
Consulting	22%	\$96,944	\$95,000	\$130,000	\$64,000
Finance/Accounting	25%	\$77,590	\$75,000	\$110,000	\$50,000
Marketing/Sales	18%	\$83,625	\$102,500	\$115,000	\$23,000
General Management	12%	\$96,120	\$95,000	\$135,000	\$70,000
Operations/Logistics	14%	\$60,542	\$60,000	\$85,000	\$52,000
Other	3%	N/A	N/A	N/A	N/A
Human Resources	6%	N/A	N/A	N/A	N/A

65% accepted offers in Consulting , Finance/Accounting, and Marketing/Sales roles

ACCEPTANCES BY INDUSTRY

Industry	% Accepting	Mean	Median	High	Low
Consulting Services	21%	\$94,750	\$90,000	\$130,000	\$70,000
Financial Services	17%	\$89,284	\$100,000	\$135,000	\$56,500
Technology	12%	\$102,667	\$105,000	\$125,000	\$76,000
Government	12%	\$75,133	\$75,680	\$95,000	\$53,435
Other*	10%	\$89,375	\$88,750	\$110,000	\$70,000
Real Estate/Construction	6%	\$58,667	\$60,000	\$64,000	\$52,000
Consumer Packaged Goods	4%	N/A	N/A	N/A	N/A
Nonprofit	4%	N/A	N/A	N/A	N/A
Media/Entertainment	4%	N/A	N/A	N/A	N/A
Pharma/Bio Tech/Healthcare	4%	N/A	N/A	N/A	N/A
Manufacturing	4%	N/A	N/A	N/A	N/A
Petroleum/Energy/Utilities	2%	N/A	N/A	N/A	N/A

***Other** Includes: Chemicals, Energy/Electric Service, Research, Sports/Leisure

PROFESSIONAL EXPERIENCE BEFORE MBA

Years Experience	Mean	Median	High	Low
0-1	N/A	N/A	N/A	N/A
1-3	\$65,950	\$61,000	\$105,000	\$52,000
3-5	\$91,021	\$95,000	\$115,000	\$25,000
5+	\$85,641	\$100,000	\$135,000	\$23,000

N/A Fewer than three data points

CLASS OF 2016 GMBA HIRING ORGANIZATIONS

AkzoNobel*	Farm Credit Administration	Nodal Exchange*
Analytics	Federal Reserve Bank of New York	North American Electric Reliability Corporation
Aon	First Potomac	OPIC
Booz Allen Hamilton	Ford Motor Company	PAE
Brunswick Group LLP	Forest City Enterprises*	Paladino and Company*
Bytecubed LLC	Gartner	Procter & Gamble
Center for Strategic and International Studies*	General Electric	PwC*
Chicago White Sox	Global Development Incubator	Reckitt Benckiser *
Cognizant	IBM	Sanofi Pasteur Inc (USA)
Dell Inc.*	InStrat Media*	Strategic Development Group, Inc.
Deloitte*	JK Moving	US Commercial Service*
Deloitte & Touche LLP*	JP Morgan	US Department of State/Henderson Staffing
Deloitte Consulting, LLP	JP Morgan Chase	US Department of State
Delphos International*	Madison Square Garden*	USGBC
DISYS*	Management Sciences for Health (MSH)	Visa Inc*
Envac*	Meltwater*	Washington Kastles
Ernst & Young Netherlands*	Merchant Link*	
	Microsoft*	

*Hired an MBA graduate not holding permanent U.S. work authorization